



50 + 400

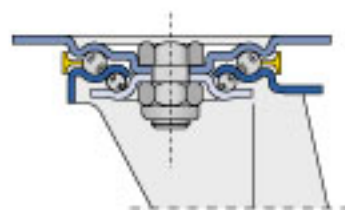




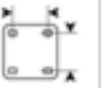





-20 + +80

Ruote con rivestimento in gomma e flange in acciaio. Anello in gomma piena. Flange in acciaio stampato zinco-cromato. Mozzo su cuscinetti a sfere schermati, gabbie a rulli o boccole autolubrificanti.

Supporti Tipo Medio

In acciaio stampato zinco-cromato rotanti su doppia corona di sfere. Assemblaggio con dado autobloccante. Anello parapolvere sul giro di sfere.



							
80x25	100x85	80x60	8,5x12	37	108	50	70
100x30	100x85	80x60	8,5x12	37	128	70	90
125SEx37,5**	100x85	80x60	8,5x12	37	154	100	130
125x37,5**	115x85	80x60	8,5x14	42	155	100	130
125x37,5**	140x110	105x80	11x16	42	155	100	130
140*x37,5**	115x85	80x60	8,5x14	45	176	115	150
140SE*x37,5**	100x85	80x60	8,5x12	37	174	115	150
150x40**	140x110	105x80	11x16	45	181	135	170
150x40**	115x85	80x60	8,5x14	45	181	135	170
150SEx40**	100x85	80x60	8,5x12	37	179	120	150
160x40	140x110	105x80	11x16	55	197	150	190
180x50	140x110	105x80	11x16	55	225	170	220
200x50	140x110	105x80	11x16	55	235	205	260
225*x55	140x110	105x80	11x16	55	255	250	320
250x60	200x160	150x115	14x26	85	302	300	380
280x70**	200x160	150x115	14x26	85	317	385	490
300*x70**	200x160	150x115	14x26	85	340	400	500